

Sexual Education Guidance for Parents Year 3 Summer 2021



Welcome

- ▶ Please ensure that you are on mute during the meeting.
- ▶ If you have any questions, please save them for the end of the meeting or raise your hand.

Government Guidance

- ▶ Previously a Personal, Social, Health and Citizenship Education (PSHCE) had not been compulsory.
- ▶ From September 2020, the government implemented a COMPULSORY Relationship and Sex Education (RSE) and Health Education.
- ▶ From September 2020, Primary schools MUST teach Relationships Education and Health Education but Sex Education is at the school's discretion. However, they must still teach the Science curriculum which covers some of the topics discussed in Sex Education.



Relationships Education, Relationships and Sex Education (RSE) and Health Education

Statutory guidance for governing bodies, proprietors, head teachers, principals, senior leadership teams, teachers

Secretary of State Foreword – Key Points



Department
for Education

What are the aims of Relationships Education, Sex Education and Health Education in the primary school?

The opening paragraph of the Department for Education guidance states:

“Today’s children and young people are growing up in an increasingly complex world and living their lives seamlessly on and offline. This presents many positive and exciting opportunities, but also challenges and risks. In this environment, children and young people need to know how to be safe and healthy, and how to manage their academic, personal and social lives in a positive way.”

(DfE, 2019, Relationships Education, Relationships and Sex Education and Health Education)






Why is teaching Sexual Education important?



- ▶ Today children are exposed to so much through the internet, social media, music, You Tube, News, friends and older siblings or family members.
- ▶ Jigsaw aims to educate children in a uniformed and safe way so that children do not interpret information incorrectly or get the wrong information from sources.

Changing Me

- ▶ Due to the national lockdown last year, we decided it was really important that children didn't miss out on previous years' curriculum so we have combined both the Year 2 and Year 3 information and will teach it to your child this year during the second part of the summer term.




Changing Me- Year 2 and 3 Information

Lesson 1 – Year 2 Piece 2 – Life Cycles (Including Humans)

- ▶ We talk about how animals, including humans, change as they grow.
- ▶ We discuss how we feel about change.
- ▶ We then draw the human life cycle.

Lesson 2 – Year 2 Piece 2 & 3 – Growing from Young to Old & Body Changes

- ▶ We talk about how people change as they get older.
- ▶ We talk about the things they can do now, that they couldn't as a baby and what they might be able to do as they get older (drive a car for example).



Changing Me- Year 2 and 3 Information

Lesson 3 – Year 2 Piece 4 – Difference Between Boys and Girls

- ▶ We use talk about the physical differences between boys and girls, using the correct names for parts of the body (penis, anus, testicles, vagina, vulva) and appreciate that some parts of my body are private.
- ▶ We discuss touches that are appropriate and acceptable (hugging, high-fives, etc) and that some people do and don't like them.

What about you?

I laugh when I am tickled

Do you?

I smile when I am hugged

Do you?

I chuckle when I feel a squeeze

And cry if I am pushed.

What about you?

I giggle when I am spun around

Do you?

I feel safe when I am cuddled

Do you?

I am soothed when my face is stroked and upset if I am
pinched.

What about you?

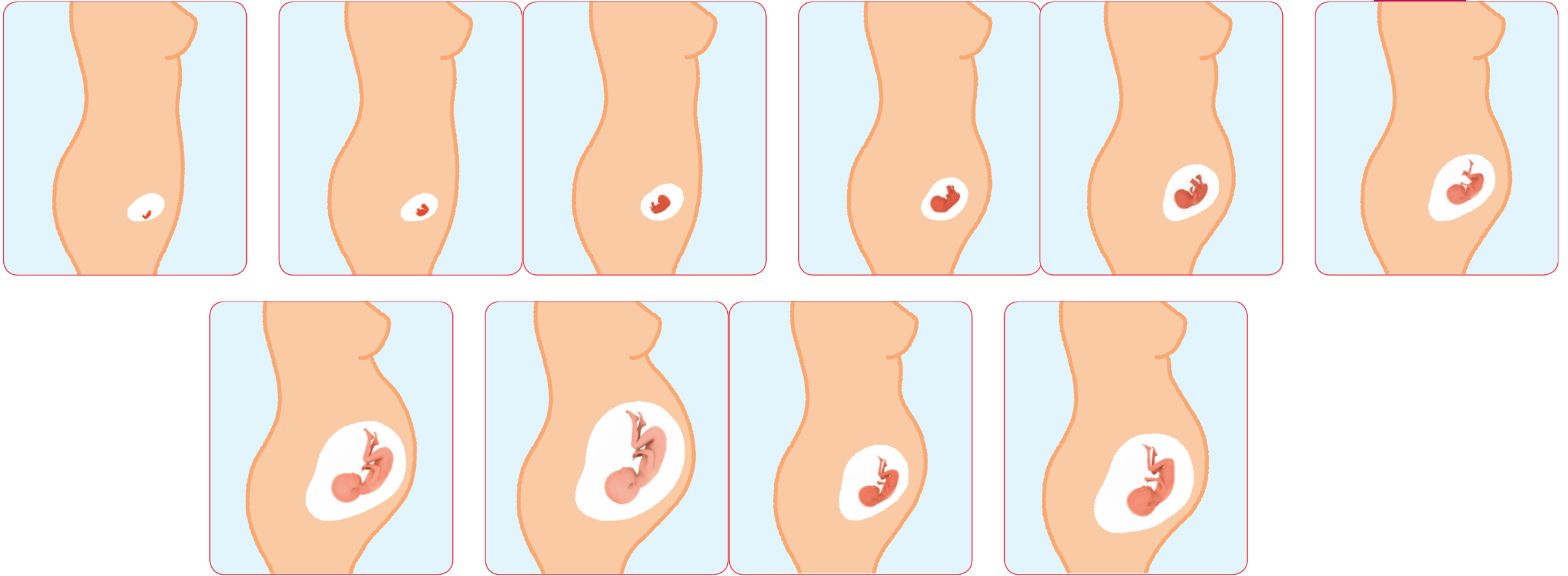
Changing Me- Year 2 and 3 Information

Lesson 4 – Year 3 Piece 1 & 2 – Babies and How They Grow

- ▶ We talk about that, in animals and humans, lots of changes happen between conception and growing up, and that usually it is the female who has the baby.
- ▶ We talk about how babies grow and develop in the mother's uterus, using the follow slide to show this.
- ▶ We discuss what a baby needs to live and grow and the role of the parent in caring and looking after them.
- ▶ We discuss what it is like to have a baby in the family.
- ▶ We discuss that we get our genes from both of our parents and that whilst we are unique we get characteristics from both parents.



How does the life of a baby start out? Where does it begin to grow? How does it grow?



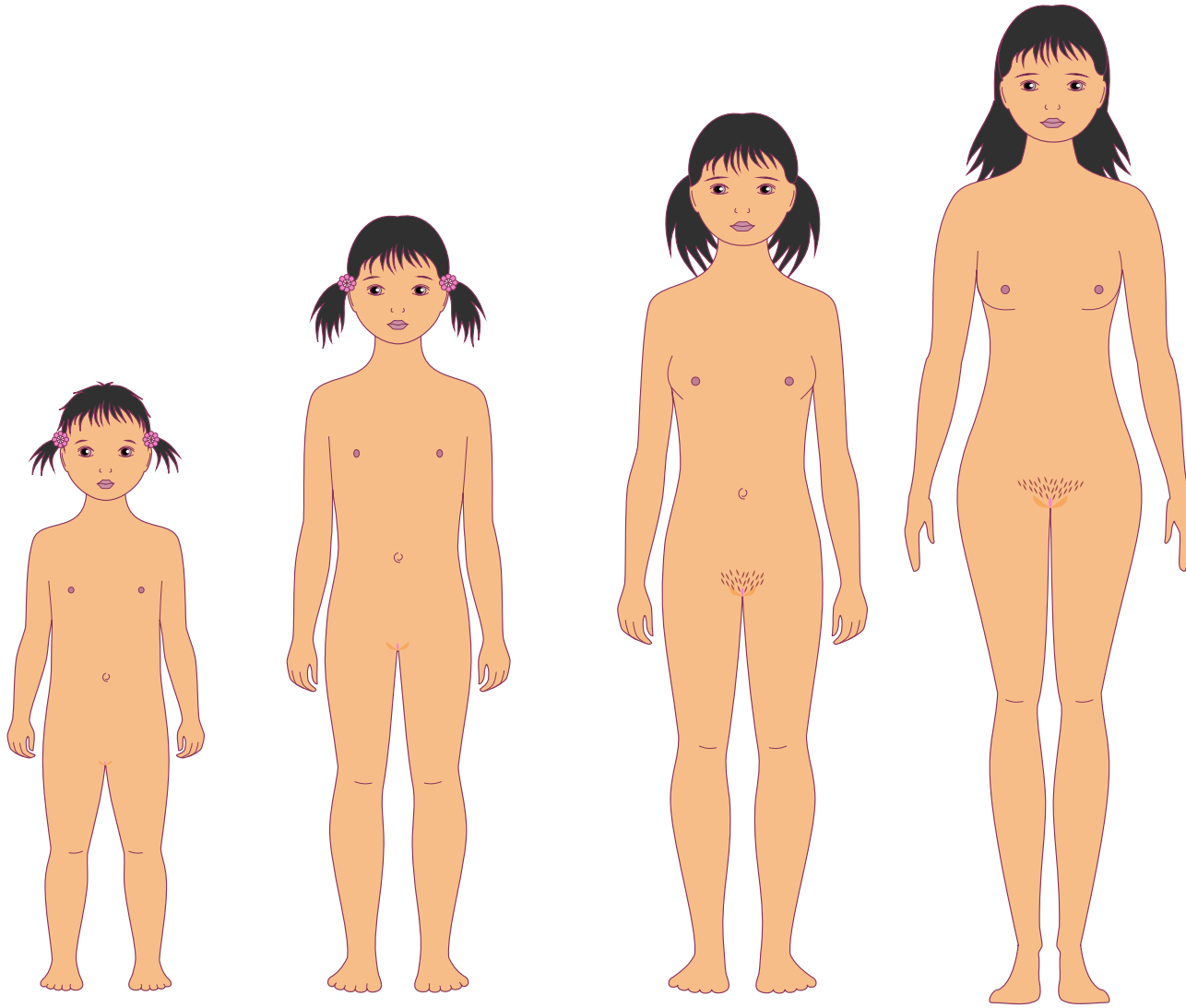
The baby grows inside the mother's womb/ uterus and gets all its nutrients in order to grow from the mother.

Can you spot any changes as the baby grows?

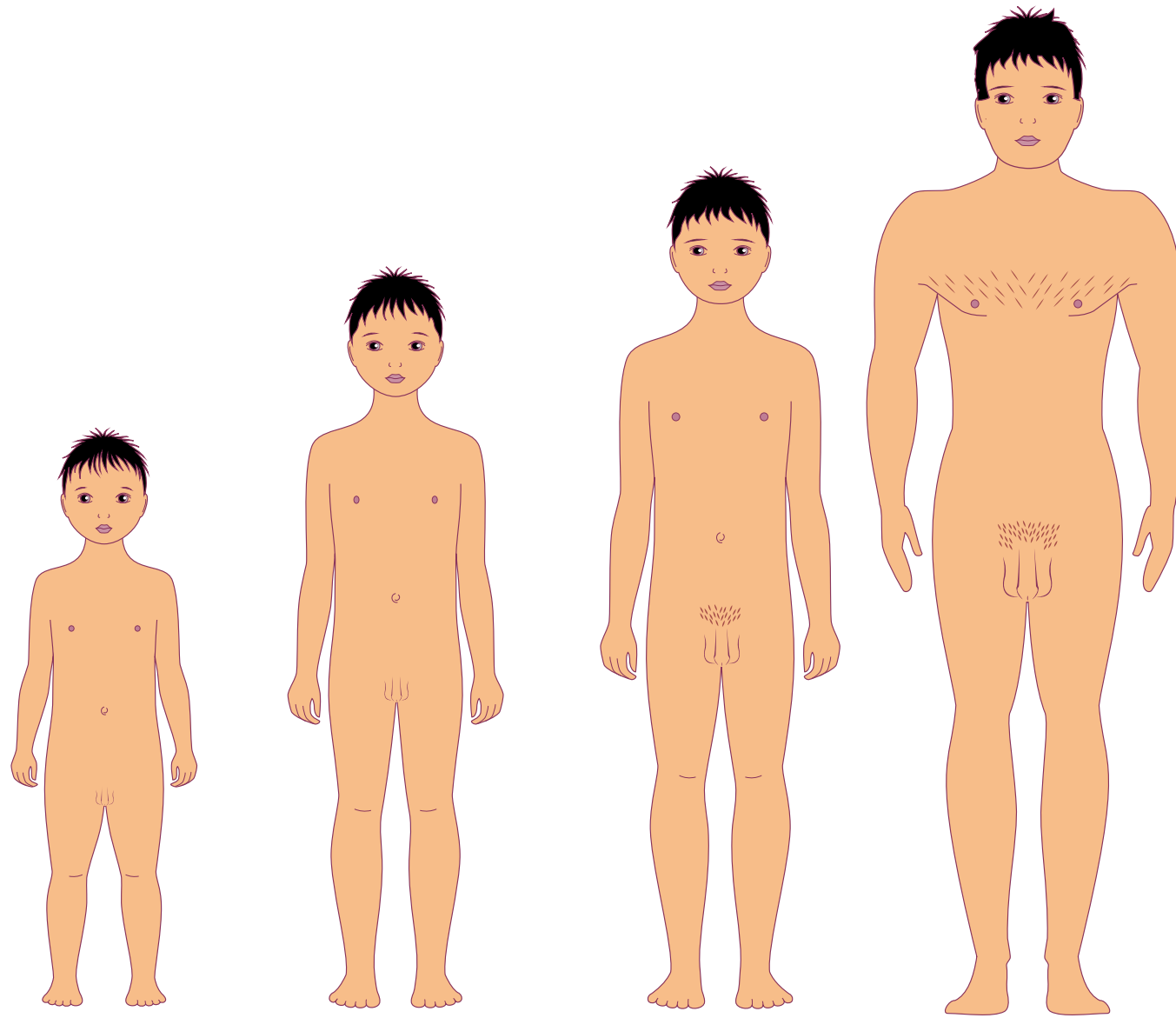
Changing Me- Year 2 and 3 Information

Lesson 5 – Year 3 Piece 3 & 4 – Outside and Inside Body Changes

- ▶ We recap how change feels, both the positive and negative feels, and what we can do to help ourselves if we have negative feelings.
- ▶ We discuss what puberty is (a collection of changes that happen gradually to change the body from a child to an adult, that we cannot control).
- ▶ We look at a variety of changes that happen to the outside of the body, seen on the next three slides.
- ▶ We then go on to look at the internal body parts and begin to look at the processes occurring internally. The following slides show what we will be sharing with the children, along with the animations which the children will view.
- ▶ Children will have the opportunity to ask questions or write down questions in a worry box. We will only answer age appropriate questions and will refer any other questions to you so you can decide whether you wish to answer them.

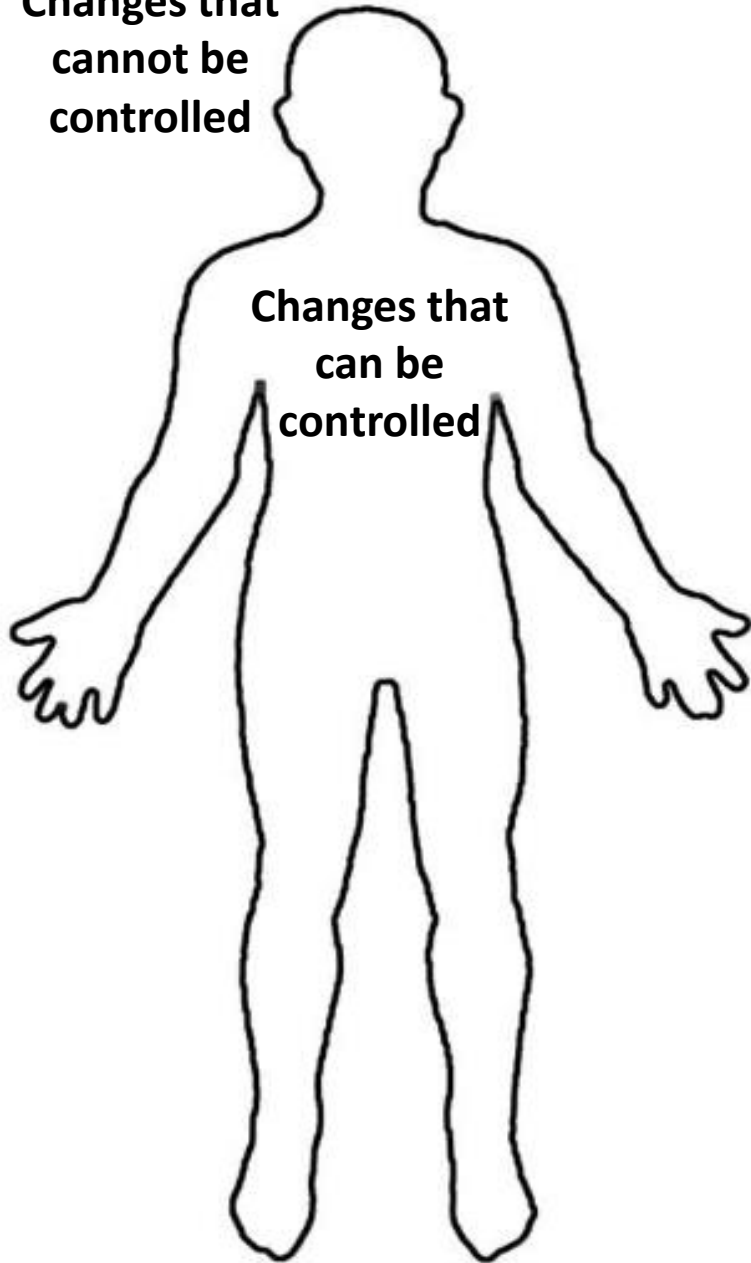


These body changes happen at a different time and pace for each person because our bodies are all unique. If you are worried, please speak to a trusted adult or put a note in the worry box.



These body changes happen at a different time and pace for each person because our bodies are all unique. If you are worried, please speak to a trusted adult or put a note in the worry box.

Changes that
cannot be
controlled



Changes that
can be
controlled

Growing pubic hair

Making new friends

Getting a deeper
voice

Hips getting wider

Deciding when to go
to bed

Growing facial hair

Choosing what to eat

Earning money

Choosing what
clothes to buy

Growing taller

Growing underarm
hair

Penis growing larger

Developing breasts


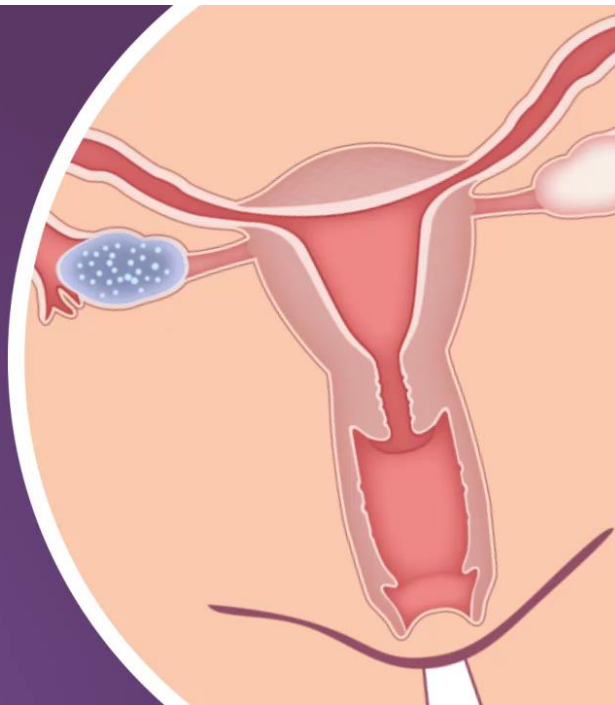
Starting new hobbies

Getting a boyfriend or
girlfriend





Introducing The Female Reproductive System



These are the
videos that we will
watch in Year 3.



Introducing The Male Reproductive System




Changing Me- Year 2 and 3 Information

Lesson 6 – Year 3 Piece 5 – Family Stereotypes

- ▶ We talk about what stereotypical ideas I might have about parenting and family roles.

Lesson 7 – Year 3 Piece 6 – Looking Ahead

- ▶ We talk about what I am looking forward to when I move to my next class.
- ▶ If we are able to, we will arrange some Year 4 children to come and talk about their time in Year 4 and answer any questions that the Year 3 children might have.



Worry/Question Box

- ▶ Each class has a worry/question box that the children can write down any worries or questions and put them inside it – these are available throughout the year.
- ▶ The children will be reminded about these boxes at the start of the SRE content of their Jigsaw lessons.
- ▶ They are encouraged to write their names, but do not need to.
- ▶ We may need to redirect these questions to you.



Does my child have to take part?

- ▶ Children have to participate in the science element * of the sexual education curriculum but you are allowed to opt out of the other parts.
- ▶ If you wish to do this please notify your child's class teacher in writing with your reasons for choosing to do so.
- ▶ You may get a phone call from the school to discuss this further.

We believe that Jigsaw allows us to share this vital information in a safe and unthreatening way with your child. We feel that it is key that children get the correct information from a safe and trusted source.

* Describe the changes as humans develop to old age.

*They should learn about the changes experienced in puberty.



Any questions?

Type your questions in the chat box or feel free to speak to your child's teacher at another time, before the end of this half term.

When we teach any of the SRE content, we will put a flipchart out into the playground with a message on it, just so you know that it has been done!