





Summer 1 Home Learning

To be brought into school the week commencing Monday 18th May 2026

<p>Home Learning Task</p>	<p>For home learning this half term, we would like the children to create their own Egyptian artefact. You could draw it, create digital artwork on the computer or even make a model. The due date for these is the week of 18th May 2026.</p>
<p>What to do</p>	<p>To research, explain and/or create your own Egyptian artefact, you can do the following:</p> <ul style="list-style-type: none">- Create a model of your chosen artefact- Create a poster or booklet about the chosen artefact(s)- Create a PowerPoint about a/the chosen artefact(s) <div style="display: flex; justify-content: space-around; align-items: center;"><div style="text-align: center;"><p>sarcophagus</p></div><div style="text-align: center;"><p>pyramid</p></div></div> <div style="display: flex; justify-content: space-around; align-items: center;"><div style="text-align: center;"><p>Tutankhamun</p></div><div style="text-align: center;"><p>hieroglyphs</p></div></div> <p>You will have the chance to show it to your class and answer questions.</p>
<p>Success Criteria</p>	<p>To make something that...</p> <ul style="list-style-type: none">• Is about or from the Ancient Egyptian period• Can be shared with the class• Is a physical object or a digital resource